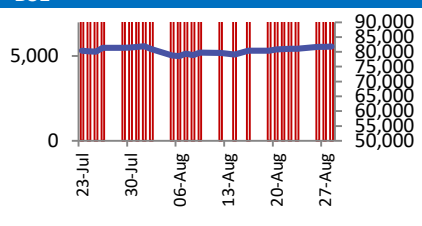
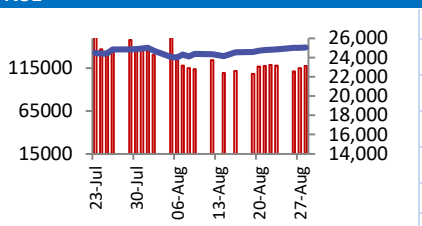


BSE		NSE																													
	<table border="1"> <tr><td>Open</td><td>81780</td></tr> <tr><td>High</td><td>82039</td></tr> <tr><td>Low</td><td>81578</td></tr> <tr><td>Close</td><td>81786</td></tr> <tr><td>Change</td><td>74</td></tr> <tr><td>Volume (Lacs)</td><td>9092</td></tr> <tr><td>Turnover (Rs.inCr)</td><td>7850</td></tr> </table>	Open	81780	High	82039	Low	81578	Close	81786	Change	74	Volume (Lacs)	9092	Turnover (Rs.inCr)	7850		<table border="1"> <tr><td>Open</td><td>25031</td></tr> <tr><td>High</td><td>25130</td></tr> <tr><td>Low</td><td>24965</td></tr> <tr><td>Close</td><td>25052</td></tr> <tr><td>Change</td><td>35</td></tr> <tr><td>Volume(Lacs)</td><td>47365</td></tr> <tr><td>Turnover(Rs.in Cr)</td><td>117801</td></tr> </table>	Open	25031	High	25130	Low	24965	Close	25052	Change	35	Volume(Lacs)	47365	Turnover(Rs.in Cr)	117801
Open	81780																														
High	82039																														
Low	81578																														
Close	81786																														
Change	74																														
Volume (Lacs)	9092																														
Turnover (Rs.inCr)	7850																														
Open	25031																														
High	25130																														
Low	24965																														
Close	25052																														
Change	35																														
Volume(Lacs)	47365																														
Turnover(Rs.in Cr)	117801																														

World Markets	Current	Previous	Pt. Chg	Var(%)
Dow	41091	41251	(160)	-0.4%
Dow Futures	41267	41178	89	0.2%
Nasdaq	17556	17755	(199)	-1.1%
FTSE	8344	8345	(1)	0.0%
Nikkei	38220	38372	(152)	-0.4%
Hang Seng	17568	17692	(124)	-0.7%
Gift Nifty	25012	25006	6	0.0%
Straits Singapore	3397	3391	6	0.2%
South Korea	2669	2690	(21)	-0.8%
Taiwan	22134	22371	(237)	-1.1%
Shanghai	2825	2837	(12)	-0.4%

Commodity Prices	Current	Previous	Pt. Chg	Var(%)
Copper (\$/MT)	9261	9448	(187.0)	-2.0%
Alumin (\$/MT)	2496	2550	(54.0)	-2.1%
Zinc (\$/MT)	2881	2943	(62.0)	-2.1%
Brent Crude (\$/bbl)	79.0	79.0	0.0	0.0%
Gold (\$/Ounce)	2513	2505	8.0	0.3%
Silver (\$/Ounce)	29.0	29.0	0.0	0.0%
Light Crude (\$/bbl)	75.0	75.0	0.0	0.0%
N G (\$/mmbtu)	2.0	2.0	0.0	0.0%
Sugar (\$/MT)	545.0	548.0	(3.0)	-0.5%
Rubber (Rs./kg)	236.0	236.0	0.0	0.0%
Baltic Dry Index	1755	1721	34.0	2.0%

Currency Exchange Rate	Current	Previous	Var(%)
Rs./ \$ rate	83.96	83.92	0.05%
Rs./ Euro	93.50	93.73	-0.25%
Rs./Chinese Yuan	11.78	11.78	0.00%
Yen / \$ rate	144.57	144.59	-0.01%
\$ US/Euro	1.11	1.11	0.00%

Dollar Index	Current	Previous	Var(%)
Dollar Index	105.26	105.28	-0.02%

Support/ Resistance Levels for Today		
	Nifty	Bank Nifty Fut
Support 1	24970	51000
Support 2	24900	50740
Resistance	25140	51440

Securities in Ban For Trade	
BANDHANBNK	INDIACEM
GRANULES	HINDCOPPER

### Market Review

**US:** US stocks declined on Wednesday ahead of Nvidia Corp.'s eagerly awaited earnings report, with Nasdaq falling 1% as the tech company stocks fell 2%.

**Asia:** Asian indices were lower at open tracking the fall in US indices. Japan's Nikkei traded 0.4% lower at 7:01 a.m., when South Korea's Kospi and Australia's ASX 200 were trading 0.84% and 0.47% down respectively.

**India:** On Wednesday, the Indian stock market indices ended marginally higher after the benchmark Nifty 50 hitting record high during the session. **Market is expected to open on a negative note and likely to witness range bound move during the day.**

**Global economy:** Australia consumer price index inflation grew more than expected in July amid sticky fresh food costs, although softer housing and energy costs spurred a small decline in core inflation. CPI inflation grew 3.5% year-on-year in July. The reading was higher than expectations of 3.4% but eased from the 3.8% seen in the prior month. Core CPI inflation, which excludes volatile items such as fuel, fresh food and holiday spending, fell to 3.7% in July from 4% in the prior month.

Brazil's economy created a net 188,021 formal jobs in July, labor ministry data released on Wednesday showed, slightly below the expectation. The figure accounts for 2,187,633 new jobs and 1,999,612 jobs closed, and surpasses the creation of 142,107 formal jobs in the same month last year. From January to July, a net 1,492,214 jobs were created, up from 1,172,763 in the year-ago period, adjusted ministry data showed.

**Commodities:** Oil steadied after a two-day drop, with stock market losses offsetting a drawdown in US stockpiles and supply disruptions in Libya. Brent traded below \$79 a barrel after losing more than 3% over the previous two sessions, and West Texas Intermediate was near \$75

Gold prices gained on Thursday, helped by prospects of a U.S. interest rate cut in September and a weaker dollar, as traders awaited jobs data and a key inflation print from the world's top economy for signals on the Federal Reserve's policy path.

**Currency:** The dollar steadied amid recent steep losses, as traders await the core PCE price index, a key U.S. inflation measure, due Friday. Market reactions remain muted with currencies mostly rangebound.

FII Derivative Transactions (Rs. Cr)

Contracts	Purchase		Sell		Net	Open Interest (OI)		OI (Previous day)		Change	
	Contract	Value	Contract	Value		Contract	Value	Contract	Value	Contract	Value
Index Future	178847	11837	144992	9734	2103	582496	38236	565332	37622	17164	614
Index Option	46813278	3391411	47006950	3407282	(15871)	6144232	397733	6517051	439840	(372819)	(42107)
Stock Future	1144755	90779	1185257	93851	(3072)	4262104	337286	4237424	335004	24680	2282
Stock Option	338184	27685	312127	25727	1958	813822	65472	864231	69367	(50409)	(3895)
<b>Total</b>	<b>48475064</b>	<b>3521712</b>	<b>48649326</b>	<b>3536594</b>	<b>(14882)</b>	<b>11802654</b>	<b>838727</b>	<b>12184038</b>	<b>881833</b>	<b>(381384)</b>	<b>(43106)</b>

FII All Activity-BBG (Rs Cr)	Buy	Sell	Net
21-Aug-24	17463	17894	(431)
22-Aug-24	19040	17188	1852
23-Aug-24	17959	14077	3882
26-Aug-24	13230	12260	969
27-Aug-24	16865	12070	4795
<b>Month to date- Aug</b>	<b>295371</b>	<b>299176</b>	<b>(3805)</b>
FII (Prov.) (Rs Cr)	Buy	Sell	Net
22-Aug-24	18463	17091	1372
23-Aug-24	16776	14831	1944
26-Aug-24	12749	12266	483
27-Aug-24	15002	13498	1504
28-Aug-24	13536	14883	(1348)
<b>Month to date-Aug</b>	<b>286225</b>	<b>316171</b>	<b>(29946)</b>
DII (Prov.) (Rs. Cr)	Buy	Sell	Net
22-Aug-24	12240	9268	2972
23-Aug-24	13341	10445	2896
26-Aug-24	13045	11175	1870
27-Aug-24	12160	12764	(604)
28-Aug-24	12747	12307	439
<b>Month to date-Aug</b>	<b>264652</b>	<b>215866</b>	<b>48786</b>
FII Debt - BBG (Rs. Cr)	Buy	Sell	Net
21-Aug-24	855	452	403
22-Aug-24	760	2626	(1866)
23-Aug-24	2239	722	1517
26-Aug-24	2488	441	2047
27-Aug-24	1719	1013	706
<b>Month to date- Aug</b>	<b>29627</b>	<b>15698</b>	<b>13929</b>

Market Breadth	BSE		NSE	
	No.	%	No.	%
Advance	1815	45%	1124	41%
Decline	2147	53%	1562	56%
Unchanged	94	2%	82	3%

Market Turnover	28-Aug	27-Aug	Var (%)
BSE Cash	7850	9883	-21%
NSE Cash	117801	115234	2%
NSE Futures	350162	350981	0%
NSE Options	55139778	47477027	16%
Total (Rs.Cr)	55615591	47953126	16%

Volatility Index	28-Aug	27-Aug
Volatility Index	13.95	13.63

Index PE - TTM	28-Aug	Yr. High	Yr. Low
Sensex	24.0	26.0	21.8
Nifty	23.3	28.8	20.3

Corporate News

**Paytm Payments gets govt nod; can now resubmit its PA application**

Paytm got approval from the finance ministry to invest in its payment services business, the fintech firm said on Wednesday. With the approval, the payment services business will resubmit application for its payment aggregator license. One 97 Communications, which operates Paytm, has been under the scrutiny of India's banking regulator and financial crime-fighting agency after the central bank ordered it to wind down its payments bank in January. (ET)

**Genus Power Infrastructure Arm Receives Orders Worth Rs 4,469 Crore**

Genus Power Infrastructure Ltd.'s arm received orders worth Rs 4,469.04 crore for three different projects. The letter of awards was issued for the appointment of advanced metering infrastructure service providers. The orders also include the design of an advanced metering infrastructure system with supply, installation and commissioning with an FMS of about 5.59 million smart prepaid meters and system meters, including DT meters, with corresponding energy accounting on a DBFOOT basis, the company said through an exchange filing. These orders have taken the company's order book to about Rs 32,500 crore. This is in addition to the Rs 11,003.08 crore orders the company received over the past few weeks. The orders have concessions of over eight to ten years. (ET)

Economy

**Cabinet approves 3 railway track projects worth Rs 6,456 cr**

The Union Cabinet has approved two new railway lines and one multi-tracking project worth Rs 6,456 crores, spanning Odisha, Jharkhand, West Bengal, and Chhattisgarh. These projects will boost logistical efficiency, increase freight traffic by 45 MTPA, and provide improved connectivity to around 30 lakh people in 1,300 villages. (ET)

International

**ONEOK to buy EnLink stake, Medallion Midstream from GIP in two deals worth \$5.9 billion**

U.S. pipeline operator ONEOK on Wednesday struck two deals worth \$5.9 billion with infrastructure investor GIP to boost its presence in the Permian Basin as well as mid-continent, North Texas and Louisiana regions. ONEOK said it expects the deals to immediately add to its earnings and free cash flow, bolstering its ability to execute its planned \$2 billion share repurchase program. It expects synergies between \$250 million and \$450 million over the next three years as a result of these acquisitions, it said in a statement. (Inv)

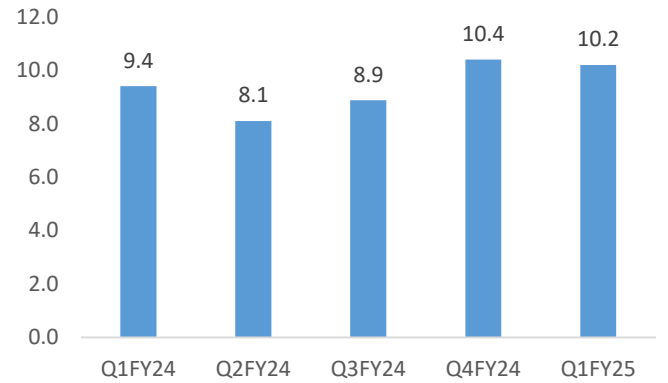
Top 5 Nifty Gainers	28-Aug	27-Aug	Var(%)
LTIM	6128	5752	6.5%
WIPRO	535	517	3.4%
DIVISLAB	5031	4903	2.6%
INDUSINDBK	1416	1383	2.4%
BHARTIARTL	1556	1523	2.2%
Top 5 Nifty Losers	28-Aug	27-Aug	Var(%)
ASIANPAINT	3126	3166	-1.3%
ADANIENT	3028	3067	-1.3%
NESTLEIND	2493	2521	-1.1%
MARUTI	12358	12497	-1.1%
BRITANNIA	5703	5764	-1.1%

BSE Index Watch	Last	1 day	1 wk	1 mth	1 yr
SENSEX	81786	0.1%	1.1%	0.5%	25.7%
MIDCAP	48942	0.0%	1.3%	1.8%	57.7%
SMLCAP	56006	-0.1%	1.2%	2.0%	53.2%
AUTO	58511	-0.1%	1.1%	-1.8%	65.6%
BANKEKX	58187	-0.3%	0.7%	-0.8%	16.4%
Capital Goods	73441	-0.3%	0.4%	-2.6%	63.4%
FMCG	22873	-0.4%	-0.4%	1.1%	23.6%
Health Care	42738	0.9%	1.7%	6.1%	53.6%
IT	43219	1.2%	2.3%	3.6%	38.3%
METAL	32501	-0.2%	1.6%	0.6%	50.5%
Oil & Gas	32555	-0.1%	0.1%	1.0%	73.2%
Power	8245	-0.3%	-1.1%	0.6%	87.5%
Realty	8092	-0.2%	-0.3%	-5.3%	84.8%

NSE USD Futures	28-Aug	27-Aug	Var (%)
August Expiry (Rs./\$)	83.97	83.93	0.0%
Sept Expiry (Rs./\$)	83.79	83.79	0.0%
Total Turnover (Rs. Crore)	5663	13324	-57%

Sectors	TTM PE
Auto	33.11
Auto Ancillary	53.42
Banking	14.76
Engineering	43.82
Cement	79.59
Diamonds & Jewellery	54.53
Housing Finance	24.6
Infrastructure & Const	35.6
Metals-Aluminium	40.12
Metal – Steel	19.49
Oil Expl.	14.15
Pharma	12.67
Power – Gen. Supp.	45.04
Information Tech.	27.24
Sugar	23.77
Telecom Serv. Prov.	81.32
Tyres	27.65

ACC Ltd. quarterly sales volume (in MT)  
(Source: Company Data)



10 year G-Sec Yield	Current	Previous	Change
US	3.83%	3.83%	0 bps
Japan	0.91%	0.90%	1 bps
India	6.86%	6.86%	0 bps
UK	4.00%	4.00%	0 bps
Libor 3 Mths	5.32%	5.34%	(2) bps

Indian Eco Data	Current	Previous	Var(%)
Forex Reserve (US\$ in bn)	654	652	0.3%
Inflation - WPI	2.04%	3.36%	(132) bps
Inflation - CPI	3.54%	5.08%	(154) bps

India GDP	Q4FY24	Q3FY24	Var(%)
Growth	7.76%	8.57%	(81) bps

Monetary Policy	Current	Previous	Change
Repo Rate	6.50%	6.50%	0 bps
Reverse Repo Rate	3.35%	3.35%	0 bps
CRR	4.50%	4.50%	0 bps
O/S Banking System Liquidity (Rs bn)	1090	777	313.6

IIP Growth %	Jun-24	Jun-23	Apr-Feb
IIP	4.2	4.0	5.6
Mining	10.3	7.6	7.6
Manufacturing	2.6	3.5	4.4
Electricity	8.6	4.2	9.2

ADR Price Movement

Company	Price (US\$)	Volume	Previous Day Price	Volume	Variance (%)	No. of Share Per ADR	ADR Price (Rs.)	BSE Price	Variance (%)
Infosys Tech	23.00	7492274	22.80	8258258	0.88%	1	1931.08	1939.10	-0.4%
Wipro	6.36	2777657	6.18	836597	2.91%	1	533.99	534.60	-0.1%
Dr.Reddy's	83.22	126486	82.49	164658	0.88%	1	6987.15	6999.30	-0.2%
ICICI Bank	28.89	2742205	29.00	4085656	-0.38%	2	1212.80	1223.85	-0.9%
HDFC Bank	60.85	1234237	61.14	1450929	-0.47%	3	1702.99	1637.10	4.0%

GDR's (US\$)

	Prices	Prev. Close	Change	Var %
L&T	44.10	44.50	(0.4)	-0.9%
RIL	72.20	72.30	(0.1)	-0.1%
SBI	97.00	97.50	(0.5)	-0.5%

US Economy Data	Current	Previous
Inflation (%) (YoY)	2.90%	3.00%
Unemployment (%)	4.30%	4.10%

Interest Rate (%)	Current	Previous
Fed Rate	5.50%	5.50%

US GDP	Q2CY24	Q1CY24
Growth (QoQ Annualized)	2.80%	1.4%

China Economy Data	Current	Previous
GDP	4.70%	5.30%
Inflation – CPI (%)	0.50%	0.20%

Economic Calendar

	Date
Indian GDP Data	30 Aug
Indian Inflation Data CPI	12 Sep
Indian Inflation Data WPI	16 Sep
Indian Monetary Policy	09 Oct
India's Industrial Production (IIP)	12 Sep
US Inflation Data	11 Sep
US GDP	30 Aug
US Unemployment Data	16 Sep
US Fed Rate	18 Sep
China GDP	18 Oct
China Inflation Data	9 Sep

Event Update

Name	Date	Purpose
Radiant Cash Management Services Ltd.	29-08-2024	Rs.2.50 per share(250%)Final Dividend
Birla Precision Technologies Ltd.	30-08-2024	Rs.0.05 per share(2.5%)Final Dividend
Bombay Metrics Supply Chain Ltd.	30-08-2024	Dividend
Career Point Ltd.	30-08-2024	Rs.1.00 per share(10%)Interim Dividend
Focus Lighting & Fixtures Ltd.	30-08-2024	Dividend
Ganesh Housing Corporation Ltd.	30-08-2024	Rs.11.00 per share(110%)Final Dividend
India Tourism Development Corporation Ltd.	30-08-2024	Rs.2.52 per share(25.2%)Final Dividend
Indian Toners & Developers Ltd.	30-08-2024	Buy Back of Shares
Jasch Gauging Technologies Ltd.	30-08-2024	Rs.2.50 per share(25%)Dividend
Jindal Stainless Ltd.	30-08-2024	Rs.2.00 per share(100%)Final Dividend
JTL Industries Ltd	30-08-2024	Rs.0.25 per share(12.5%)Final Dividend
Kama Holdings Ltd.	30-08-2024	Interim Dividend
Marshall Machines Ltd.	30-08-2024	Annual General Meeting
MOIL Ltd.	30-08-2024	Rs.2.55 per share(25.4999%)Final Dividend
NCC Ltd.	30-08-2024	Rs.2.20 per share(110%)Dividend
Oil India Ltd.	30-08-2024	Rs.2.50 per share(25%)Final Dividend (Post Bonus)
Pocl Enterprises Ltd.	30-08-2024	Rs.2.50 per share(25%)Final Dividend
Power Finance Corporation Ltd.	30-08-2024	Rs.3.25 per share(32.5%)Interim Dividend
Prevest Denpro Ltd.	30-08-2024	Rs.1.00 per share(10%)Final Dividend
Pritika Engineering Components Ltd.	30-08-24	AGM
Quick Heal Technologies Ltd.	30-08-24	Rs.3.00 per share(30%)Final Dividend
Royal Orchid Hotels Ltd.	30-08-24	Rs.2.50 per share(25%)Final Dividend
Salzer Electronics Ltd.	30-08-24	Rs.2.50 per share(25%)Dividend

**Bulk Deal As On 29/08/24**

BSE

Security Code	Security Name	Client Name	Deal	Quantity	Price
531525	ACESOFT	ACE TECHNOLOGIES	S	32431	306
544224	AFCOM	ISHAAN TRADEFIN LLP	S	230400	437.61
544224	AFCOM	ISHAAN TRADEFIN LLP	B	168000	444.07
544177	AZTEC	AG DYNAMIC FUNDS LIMITED	S	80000	118.54
543209	BILLWIN	ANAND PRAKASH SHAH	B	33000	64.13
540829	CHANDRIMA	MULTIPLIER SHARE & STOCK ADVISORS PRIVATE LIMITED	S	11507	28.9
531099	CHECKPOINT	POOJA PANDAY	S	28498	6.28
506365	CHEMOPH	MAHENDRABHAI GULABDAS PATEL	S	18444	65.01
506365	CHEMOPH	RAVAL NAMAN VIRENDRAKUMAR	B	18745	65.2
533407	CNOVAPETRO	ALBULA INVESTMENT FUND LTD	B	1280049	70.5
533407	CNOVAPETRO	LEGENDS GLOBAL OPPORTUNITIES (SINGAPORE) PTE. LTD.	B	1255000	69.74
533407	CNOVAPETRO	LOTUS GLOBAL INVESTMENTS LTD	S	1280049	70.5
533407	CNOVAPETRO	NEW LEAINA INVESTMENTS LIMITED	S	1255000	69.74
530755	CORNE	ANKITA SNEH GADA	B	47989	17.16
530755	CORNE	HIRJI PARBAT GADA	B	54000	17.16
530755	CORNE	SHASHIKANT GHEVARCHAND SURANA	S	40856	17.16
541299	DLCL	ARJAN LAL CHANDANI	S	24000	18.21
541299	DLCL	ARJAN LAL CHANDANI	B	4000	21.74
531758	GKCONS	ANIL KUMAR GARG ANIL KUMAR GARG ANIL KUMAR GARG	B	29331	15.87
514386	GUJCOTEX	FARUKBHAI GULAMBHAI PATEL	B	73500	6.78
513337	GUJTLRM	SETU SECURITIES PVT. LTD.	S	716644	14.63
540210	HEADSUP	AUTHUM INVESTMENT & INFRASTRUCTURE LIMITED	S	166888	14.01
543951	INNOVATUS	MINIBOSS CONSULTANCY PRIVATE LIMITED	S	30000	63.35
542924	JANUSCORP	NITIN BAKSHI	S	91000	9.2
538539	JTAPARIA	NOVARATHANMAL PRAVEENKUMAR	S	218985	29.35
535730	KHOBSURAT	VISAGAR FINANCIAL SERVICES LIMITED	S	8627278	1.15
544221	KIZI	BONANZA PORTFOLIO LIMITED	S	48000	40.02
544221	KIZI	BONANZA PORTFOLIO LIMITED	B	66000	40.21
533602	LESHAIND	ARVINDKUMAR RATILAL PATEL HUF	S	3707145	2.63
533602	LESHAIND	NIMIT JAYENDRA SHAH	B	1735000	2.6
533602	LESHAIND	PRAGNESH JINDASBHAI DOSHI	S	1617704	2.61
533602	LESHAIND	SUNRISE GILTS AND SECURITIES PVT LTD	B	2780000	2.61
533602	LESHAIND	VIJAYKUMAR NEMICHAND SURANA	S	2000000	2.6
543613	MAFIA	NAVJOTSINGHBRAR	B	28000	18.96
543613	MAFIA	URMIL SATISHKUMAR SHAH	B	40000	18.36
512595	MANBRO	KAILASHBEN ASHOKKUMAR PATEL	S	4216	792.04
514060	MARKOBENZ	ANTARA CAPITAL	B	100000	24.33
514060	MARKOBENZ	GAURANG MANUBHAI SHAH	B	99000	24.33
514060	MARKOBENZ	SHAILESH DHAMELIYA	B	100000	24.31
514060	MARKOBENZ	VISHAL BIPINCHANDRA DOSHI	S	100000	24.31
541337	MILEFUR	MONARCH NETWORTH CAPITAL LTD	S	204000	8.62
541337	MILEFUR	PARVATHYBALAKRISHNAPILLAI	B	48000	8.27
541337	MILEFUR	SARIKA BAJAJ	B	54000	9.13
544015	MISHDESIGN	BLUESKY INFRA DEVELOPERS PRIVATE LIMITED	S	17000	229.5
544015	MISHDESIGN	GIRIRAJ STOCK BROKING PRIVATE LIMITED	B	27000	229.46
507609	OLYOI	TEENA AGARWAL	S	17241	33.82
514324	OMNITEX	NARAYANANKUTTYNAIRNITHIN	B	23685	206.45
514324	OMNITEX	PIRAMAL NEXTGEN INDUSTRIES PRIVATE LTD	S	25000	206.45
531395	PADAMCO	RAHUL ANANTRAI MEHTA	B	26148	71.98
531395	PADAMCO	REKHA GUPTA .	S	25000	71.98
532911	PARLEIND	ADITYA VIJAY MORARKA	B	80565	18.51

530095	PRADHIN	BRIJESH JITENDRA PAREKH	S	40000	63.99
530095	PRADHIN	RAMAKRISHNA MANNEM	B	25000	63.99
511557	PROFINC	SUMANCHEPURI	S	1169593	1.49
541634	RAWEDGE	SHIVANI BROTHERS	B	91000	38.15
540709	RHFL	MULTIPLIER SHARE & STOCK ADVISORS PRIVATE LIMITED	B	3000000	3.83
538540	RLFL	EKTA BAFNA	S	419629	1.33
538540	RLFL	MANI NARANG	B	270000	1.33
512097	SAICOM	NIMISH PANDE	S	1298450	0.55
532713	SAKUMA	BSEL ALGO LIMITED	S	8000000	6.12
531893	SAWABUSI	JYOTIBEN MANOJBHAI PATEL	S	4950000	0.69
531893	SAWABUSI	MANOJBHAI JAGDISHBHAI PATEL	S	3156504	0.69
531893	SAWABUSI	TATHAGOTA BARMAN	B	3300000	0.69
526544	SCANPGEOM	BALAJI FOREX (INDIA) PRIVATE LIMITED	B	1033000	9.68
526544	SCANPGEOM	MATRIX LIFE CARE INDIA PRIVATE LIMITED	B	1057000	9.46
526544	SCANPGEOM	MORNING VINIMAY PRIVATE LIMITED	B	1360000	9.54
526544	SCANPGEOM	TRIPURARI DEALTRADE PRIVATE LIMITED	B	1054000	9.49
539921	SEIL	LEGENDS GLOBAL OPPORTUNITIES (SINGAPORE) PTE. LTD.	B	843000	124.9
539921	SEIL	LEGENDS GLOBAL OPPORTUNITIES (SINGAPORE) PTE. LTD.	B	843000	124.9
539921	SEIL	NEW LEAINA INVESTMENTS LIMITED	S	843000	124.9
539921	SEIL	NEW LEAINA INVESTMENTS LIMITED	S	843000	124.9
531944	SERVOTEACH	VIVEK KANDA	S	21209	26.24
501423	SHAILY	MOTILAL OSWAL MUTUAL FUND	B	311365	923.63
501423	SHAILY	MOTILAL OSWAL MUTUAL FUND	B	500000	940
501423	SHAILY	RBA FINANCE AND INVESTMENT COMPANY	S	500000	940
540147	SHASHIJIT	DINESH G HAMIRWASIA	S	400000	5.27
540147	SHASHIJIT	MULTIPLIER SHARE & STOCK ADVISORS PRIVATE LIMITED	B	500000	5.27
540147	SHASHIJIT	VIKRAMBHAI GOKALBHAI CHAUDHARI	S	1197050	5.44
540147	SHASHIJIT	VIKRAMBHAI GOKALBHAI CHAUDHARI	B	7050	5.35
540072	SHIVAEXPO	MANI NARANG	B	120000	14.08
540072	SHIVAEXPO	SHIVA EXPLOSIVES INDIA PRIVATE LIMITED	S	170000	14.08
505515	SHYMINV	ASHOK BHAGIRATHMAL JIWRAJKA	S	56000	12.38
538402	SPS	JAVERI FISCAL SERVICES LIMITED	B	61187	59.85
538402	SPS	VINAY R SOMANI	S	66909	59.99
539217	SRESTHA	GHANSHYAM PARSHOTTAM NATHWANI	S	5184533	1.99
539217	SRESTHA	GHANSHYAM PARSHOTTAM NATHWANI	B	1087815	2
540492	STARLENT	DHRUV GANJI	S	538787	113.91
540492	STARLENT	DHRUV GANJI	B	538787	115.26
540492	STARLENT	VIKRAMBHAI GOKALBHAI CHAUDHARI	S	449227	113.43
540492	STARLENT	VIKRAMBHAI GOKALBHAI CHAUDHARI	B	475143	113.39
543274	SUUMAYA	BIPINBHAI DEVABHAI RAVAL	S	630000	5.06
543274	SUUMAYA	BIPINBHAI DEVABHAI RAVAL	B	630000	5.03
543274	SUUMAYA	HARESHKUMAR NARANJI NAIK .	S	222750	5.06
543274	SUUMAYA	HARESHKUMAR NARANJI NAIK .	B	225000	5.06
543274	SUUMAYA	PRIYANKA GUPTA	S	166500	4.95
543274	SUUMAYA	SHREYANS SHANTILAL SHAH	S	894600	5.06
543274	SUUMAYA	SUNRISE GILTS AND SECURITIES PVT LTD	S	1058850	5.06
536264	TIGERLOGS	G G ENGINEERING LIMITED	B	591339	52.67
543623	VEDANTASSET	NAVJOTSINGHBRAR	S	18000	90.95
542803	VEL	ASHOKBHAI MADHUBHAI KORAT	B	311762	8.31
542803	VEL	ASHWINI NIRAJ SINGH	S	200000	8.69
542803	VEL	ASHWINI NIRAJ SINGH	B	200000	8.11
542803	VEL	F3 ADVISORS PRIVATE LIMITED	B	250000	8.11
542803	VEL	KRISHNA AWTAR JAGANNATH KABRA HUF	S	240000	8.21
542803	VEL	KRISHNA AWTAR KABRA	S	386039	8.13
542803	VEL	MANSI SHARE & STOCK ADVISORS PRIVATE LIMITED	B	300000	8.11
542803	VEL	N L RUNGTA (HUF)	B	81084	8.21
542803	VEL	N L RUNGTA (HUF)	S	76084	8.57
542803	VEL	VEENA RAJESH SHAH	S	174000	8.3

511726	VIPULLTD	SRESTHA FINVEST LIMITED	S	826890	37.24
514378	YARNSYN	AGRAWAL NIKUNJ	S	18757	58.8
514378	YARNSYN	ALTERAN PARTNERS	S	19234	58.73
514378	YARNSYN	ASHOKBHAI MADHUBHAI KORAT	S	194447	58.75
514378	YARNSYN	ASHOKBHAI MADHUBHAI KORAT	B	6200	58.71
514378	YARNSYN	BHATI SHANI	S	55886	58.8
514378	YARNSYN	DEVI SINGH	S	94241	58.8
514378	YARNSYN	MAKSOOD IBRAHIM RAKHANGE	B	25541	58.73
514378	YARNSYN	SHIVANG R VACHHETA	S	64614	58.89
514378	YARNSYN	SURESH RAJAN	B	21500	58.8
512587	ZODJRDMKJ	GREEN PEAKS ENTERPRISES LLP	S	29332	134.99
512587	ZODJRDMKJ	GREEN PEAKS ENTERPRISES LLP	B	5016	131.23
512587	ZODJRDMKJ	GUTTIKONDA VARA LAKSHMI	B	50000	134.99
512587	ZODJRDMKJ	MULTIPLIER SHARE & STOCK ADVISORS PRIVATE LIMITED	S	40750	134.99
512587	ZODJRDMKJ	MULTIPLIER SHARE & STOCK ADVISORS PRIVATE LIMITED	B	30002	134.99

NSE

Security Code	Security Name	Client Name	Deal	Quantity	Price
AMJUMBO	A and M Jumbo Bags Ltd	HI GROWTH CORPORATE SERVICES PVT LTD	SELL	56000	15.76
ADANIGREEN	Adani Green Energy Ltd	CITIGROUP GLOBAL MARKETS MAURITIUS PRIVATE LIMITED	SELL	330000	1855
ADANIGREEN	Adani Green Energy Ltd	CITIGROUP GLOBAL MARKETS SINGAPORE PTE LIMITED	BUY	330000	1855
ADFFOODS	ADF Foods Limited	INFINITY HOLDINGS	SELL	1755000	269.24
ADFFOODS	ADF Foods Limited	INFINITY HOLDINGS	SELL	1755000	269.24
ADFFOODS	ADF Foods Limited	INFINITY PORTFOLIO HOLDINGS	BUY	1755000	269.24
ADFFOODS	ADF Foods Limited	INFINITY PORTFOLIO HOLDINGS	BUY	1755000	269.24
DMART	Avenue Supermarts Limited	CITIGROUP GLOBAL MARKETS MAURITIUS PRIVATE LIMITED	SELL	163000	4937
DMART	Avenue Supermarts Limited	CITIGROUP GLOBAL MARKETS SINGAPORE PTE LIMITED	BUY	163000	4937
AVROIND	AVRO INDIA LIMITED	MANSI SHARE AND STOCK ADVISORS PVT LTD	SELL	85377	182.17
BALKRISHNA	Balkrshna Paper Mills Ltd	MC JAIN INFOSERVICES PRIVATE LIMITED	SELL	211323	27.7
BRACEPORT	Brace Port Logistics Ltd	SUDH INVESTMENTS PVT. LTD	BUY	72000	175.9
DCMFINSERV	DCM Financial Ser Ltd	SADANANDAKURUP RENJITH	SELL	121488	10.96
EMMIL	Energy Mission Mach Ind L	AVARJIT SINGH BIRGHI	BUY	113000	320.12
EMMIL	Energy Mission Mach Ind L	MERU INVESTMENT FUND PCC-CELL 1	SELL	124000	314.42
FORCAS	Forcas Studio Limited	GROWTH SECURITIES PRIVATE LIMITED	SELL	320000	130.35
FORCAS	Forcas Studio Limited	SUDH INVESTMENTS PVT. LTD	BUY	275200	130.35
GSTL	Globesecure Techno Ltd	KABRA PRIYA	BUY	85000	53.38
GSTL	Globesecure Techno Ltd	VARUN KRISHNAVATAR KABRA	SELL	349000	50.18
GMPFAUDLR	GMM Pfaudler Limited	ATREIDES INVESTMENTS B.V.	SELL	412194	1352
GMPFAUDLR	GMM Pfaudler Limited	ATREIDES INVESTMENTS B.V.	SELL	412194	1352
GMPFAUDLR	GMM Pfaudler Limited	GERANIUM INVESTMENTS LIMITED	SELL	3709766	1352
GMPFAUDLR	GMM Pfaudler Limited	GERANIUM INVESTMENTS LIMITED	SELL	3709766	1352
GMPFAUDLR	GMM Pfaudler Limited	INFINITY PARTNERS	BUY	4121960	1352
GMPFAUDLR	GMM Pfaudler Limited	INFINITY PARTNERS	BUY	4121960	1352
GULPOLY	Gulshan Polyols Limited	PGIM INDIA EQUITY GROWTH OPPORTUNITIES FUND SERIES I	BUY	500000	216.75
HNDFDS	Hindustan Foods Limited	INFINITY HOLDINGS	SELL	255540	570.6
HNDFDS	Hindustan Foods Limited	INFINITY PORTFOLIO HOLDINGS	BUY	255540	570.6
IDEALTECHO	Ideal Technoplast Ind Ltd	PRADEEP VINZUDA	BUY	35000	138.51
IDEALTECHO	Ideal Technoplast Ind Ltd	SPRING VENTURES	BUY	25000	138.7
IDEALTECHO	Ideal Technoplast Ind Ltd	VINOD KUMAR	BUY	80000	132.1
JALAN	Jalan Transolu. India Ltd	AFTAB ALAM	SELL	78000	4.35
JALAN	Jalan Transolu. India Ltd	PARTHA PRATIM ROYCHOWDHURY	BUY	78000	4.35
JALAN	Jalan Transolu. India Ltd	RIYAJ KHAN	SELL	93000	4.39
KESORAMIND	Kesoram Industries Ltd.	SG SUNDAE HOLDINGS LLC	SELL	2856939	207.02

KHAITANLTD	Khaitan (India) Ltd.	SACHIN VERMA	BUY	49505	104.4
KHAICHEM	Khaitan Chem & Fert Ltd	SHRADHA PROJECTS LTD	SELL	1000000	92.41
KIMS	Krishna Inst of Med Sci L	EMERALD INVESTMENTS LIMITED	SELL	1570000	2497
KIMS	Krishna Inst of Med Sci L	EMERALD INVESTMENTS LIMITED	SELL	1570000	2497
KIMS	Krishna Inst of Med Sci L	INFINITY PARTNERS	BUY	1570000	2497
KIMS	Krishna Inst of Med Sci L	INFINITY PARTNERS	BUY	1570000	2497
KSHITIJPOL	Kshitij Poly line Limited	SACHIN GOVINDLAL MODI	SELL	618460	6
LYPSAGEMS	Lypsa Gems & Jewel Ltd	STATSOL RESEARCH LLP	BUY	170693	11.48
MAXHEALTH	Max Healthcare Ins Ltd	CITIGROUP GLOBAL MARKETS MAURITIUS PRIVATE LIMITED	SELL	669000	862
MAXHEALTH	Max Healthcare Ins Ltd	CITIGROUP GLOBAL MARKETS SINGAPORE PTE LIMITED	BUY	669000	862
MEGASOFT	Megasoft Limited	RAMANAGARAM ENTERPRISES PRIVATE LIMITED	SELL	450000	56.21
MOS	Mos Utility Limited	NARESH KUMAR BANSAL	BUY	469600	213
MOS	Mos Utility Limited	RAJABHAU SHRIRAM PHAD	SELL	500000	213
PAR	Par Drugs and Chem Ltd	BLUESKY INFRA DEVELOPERS PRIVATE LIMITED	SELL	95481	239.5
PAR	Par Drugs and Chem Ltd	GIRIRAJ STOCK BROKING PRIVATE LIMITED	BUY	96000	239.5
QVCEL	QVC Ex ports Limited	RCSPL SHARE BROKING PRIVATE LIMITED	SELL	54400	152.95
RGL	Renaissance Global Ltd	NIRANJAN AMRATLAL SHAH	SELL	735803	110.07
SANCO	Sanco Industries Ltd.	ABHISHEK JAIN	SELL	75866	5.11
SECURCRED	SecUR Credentials Limited	SHREYANS SHANTILAL SHAH	BUY	385000	5.9
OSWALSEEDS	ShreeOswal S and Che Ltd	RAJ KUMAR AGRAWAL	SELL	800000	33.96
TCNSBRANDS	TCNS Clothing Co. Limited	EDELWEISS MUTUAL FUND - EDELWEISS ABSOLUTE RETURN FUND	BUY	514800	578.73
TCNSBRANDS	TCNS Clothing Co. Limited	MORGAN STANLEY ASIA SINGAPORE PTE	SELL	353127	576.18
TCNSBRANDS	TCNS Clothing Co. Limited	MORGAN STANLEY ASIA SINGAPORE PTE	SELL	459828	578.75
TCNSBRANDS	TCNS Clothing Co. Limited	NOMURA SINGAPORE LIMITED	SELL	320494	578.13
TCNSBRANDS	TCNS Clothing Co. Limited	RELIGARE INVESCO MUTUAL FUND	BUY	608400	578.6
TCNSBRANDS	TCNS Clothing Co. Limited	SETU SECURITIES PRIVATE LIMITED	SELL	798372	571.66
TVSELECT	TVS Electronics Limited	SAHASTRAA ADVISORS PRIVATE LIMITED	BUY	100000	478.5
VAISHALI	Vaishali Pharma Limited	BLACK ROCK FINANCIAL SERVICES PVT LTD	SELL	92612	176.31
VAISHALI	Vaishali Pharma Limited	ELDORADO BIOTECH PVT LTD	BUY	92612	176.45
VINNY-RE	Vinny Overseas Ltd	HIRALAL JAGDISHCHAND PAREKH	SELL	7851286	1.01
VINNY-RE	Vinny Overseas Ltd	LATADEVI HIRALAL PAREKH	SELL	1390000	1.01
VINNY-RE	Vinny Overseas Ltd	MULTIPLIER SHARE & STOCK ADVISORS PRIVATE LIMITED	BUY	4000000	1.02
VIPULLTD	Vipul Limited	MONEYPLANT GOLD & JEWELLERY TRADING L.L.C	BUY	1700000	36.9
VIPULLTD	Vipul Limited	PUNIT BERIWALA HUF	SELL	4600300	36.95



**Disclosure:**

Research Reports that are published by Nirmal Bang Securities Private Limited (hereinafter referred to as “NBSPL”) are for private circulation only. NBSPL is a registered Research Analyst under SEBI (Research Analyst) Regulations, 2014 having Registration no. INH000001766. NBSPL is also a registered Stock Broker with National Stock Exchange of India Limited, BSE Limited, Metropolitan Stock Exchange of India Limited, Multi Commodity Exchange of India Limited and , National Commodity and Derivative Exchange Limited in Capital Market , Equity and Commodities derivatives segments and Currency Derivatives Segment .

NBSPL has other business divisions with independent research teams separated by Chinese walls, and therefore may, at times, have different or contrary views on stocks and markets.

NBSPL or its associates have not been debarred / suspended by SEBI or any other regulatory authority for accessing / dealing in securities Market since last 20 years. NBSPL, its associates or analyst or his relatives do not hold any financial interest (Except Investment) in the subject company. NBSPL or its associates or Analyst do not have any conflict or material conflict of interest at the time of publication of the research report with the subject company. NBSPL or its associates or Analyst or his relatives may or may not hold beneficial ownership of 1% or more in the subject company at the end of the month immediately preceding the date of publication of this research report.

NBSPL or its associates / analyst has not received any compensation / managed or co-managed public offering of securities of the company covered by Analyst during the past twelve months. NBSPL or its associates have not received any compensation or other benefits from the company covered by Analyst or third party in connection with the research report. Analyst has not served as an officer, director or employee of Subject Company. NBSPL / analyst has not been engaged in market making activity of the subject company.

**Analyst Certification:** The research analysts and authors of these reports, hereby certify that the views expressed in this research report accurately reflects my/our personal views about the subject securities, issuers, products, sectors or industries. It is also certified that no part of the compensation of the analyst(s) was, is, or will be directly or indirectly related to the inclusion of specific recommendations or views in this research. The analyst(s) principally responsible for the preparation of this research report and has taken reasonable care to achieve and maintain independence and objectivity in making any recommendations.

**Disclaimer:**

The Research Report is for the personal information of the authorized recipient and does not construe to be any investment, legal or taxation advice. NBSPL is not soliciting any action based upon it. Nothing in the research report shall be construed as a solicitation to buy or sell any security or product, or to engage in or refrain from engaging in any such transaction. In preparing the research report, we did not take into account the investment objectives, financial situation and particular needs of the reader.

The research report has been prepared for the general use of the clients of NBSPL and must not be copied, either in whole or in part, or distributed or redistributed to any other person in any form. If you are not the intended recipient you must not use or disclose the information in the research report in any way. Though disseminated to all the customers simultaneously, not all customers may receive the research report at the same time. NBSPL will not treat recipients as customers by virtue of their receiving the research report. The research report is not directed or intended for distribution to or use by any person or entity resident in a state, country or any jurisdiction, where such distribution, publication, availability or use would be contrary to law, regulation or which would subject NBSPL & its group companies to registration or licensing requirements within such jurisdictions.

The report is based on the information obtained from sources believed to be reliable, but we do not make any representation or warranty that it is accurate, complete or up-to-date and it should not be relied upon as such. We accept no obligation to correct or update the information or opinions in it. NBSPL or any of its affiliates or employees shall not be in any way responsible for any loss or damage that may arise to any person from any inadvertent error in the information contained in the research report. NBSPL or any of its affiliates or employees do not provide, at any time, any express or implied warranty of any kind, regarding any matter pertaining to this report, including without limitation the implied warranties of merchantability, fitness for a particular purpose, and non-infringement. The recipients of the research report should rely on their own investigations.

This information is subject to change without any prior notice. NBSPL reserves its absolute discretion and right to make or refrain from making modifications and alterations to this statement from time to time. Nevertheless, NBSPL is committed to providing independent and transparent recommendations to its clients, and would be happy to provide information in response to specific client queries.

Before making an investment decision on the basis of research report, the reader needs to consider, with or without the assistance of an adviser, whether the advice is appropriate in light of their particular investment needs, objectives and financial circumstances. There are risks involved in securities trading. The price of securities can and does fluctuate, and an individual security may even become valueless. International investors are reminded of the additional risks inherent in international investments, such as currency fluctuations and international stock market or economic conditions, which may adversely affect the value of the investment. Opinions expressed are subject to change without any notice. Neither the company nor the director or the employees of NBSPL accept any liability whatsoever for any direct, indirect, consequential or other loss arising from any use of the research report and/or further communication in relation to the research report. Here it may be noted that neither NBSPL, nor its directors, employees, agents or representatives shall be liable for any damages whether direct or indirect, incidental, special or consequential including lost revenue or lost profit that may arise from or in connection with the use of the information contained in the research report.

Copyright of this document vests exclusively with NBSPL.

Our reports are also available on our website

Registration granted by SEBI and certification from NISM in no way guarantee performance of NBSPL or provide any assurance of returns to investors.

**Nirmal Bang Research (Division of Nirmal Bang Securities Pvt. Ltd.)**

B-2, 301/302, Marathon Innova,  
Opp. Peninsula Corporate Park  
Off. Ganpatrao Kadam Marg  
Lower Parel(W), Mumbai-400013  
Board No. : 91 22 6723 8000/8001  
Fax. : 022 6723 8010